



In-Line Weld Test Tools

In-Line Weld Test Tools are commonly used during the maintenance and modification of piping or process equipment, enabling hydrostatic pressure testing. Inserted into the piping or equipment component to be tested, In-Line Weld Test Tools provide a fast and efficient method of verifying the integrity of butt welds, joints or other welded pipe components. In-Line Weld Test Tools can also be used to provide a verified barrier against the migration of flammable or harmful vapours, allowing hot work activities to take place safely.

Operator Benefits

- Reduces system down-time and increases worksite safety by minimising pressure-test volume
- Operators save time and reduce costs by limiting test area to only the new weld or welded component
- Timely completion of maintenance & modification activities.
- No requirement to flood & de-water gas systems
- No requirement for full system pressurisation beneficial to 'mature' systems by decreasing potential for spading / leakage
- Installed and activated in a matter of minutes
- Sale or rental options available, complete with full ancillary equipment
- Fully certified client training provided by highly trained STATS personnel to support Weld Test Tool hire

Key Features

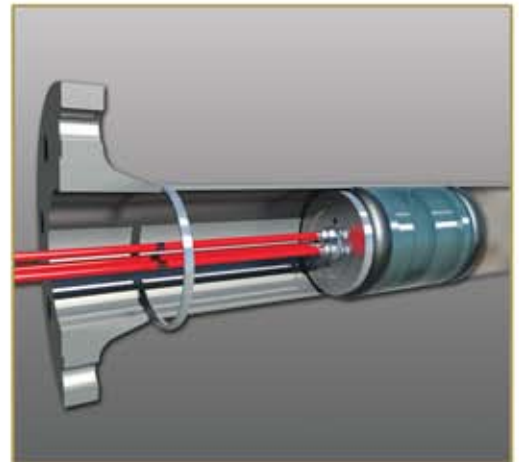
- Simple, straight forward installation and operation
- Installed and activated in a matter of minutes
- Large section high quality elastomer seals ensure a leak tight seal, even in pitted pipework
- Designed with generous radial clearance to cope with typical internal obstructions such as weld beads, ovality, etc
- Easily installed pre hot-work operations to provide a verified vapour barrier
- Suitable for use with most test mediums (liquid or gas)
- High performance elastomer seals provide excellent radial expansion and relaxation properties, even after many operating cycles
- Robust construction ensures years of trouble free operation even in the harshest environments
- Suitable for installation in horizontal, vertical and inclined piping

Specification

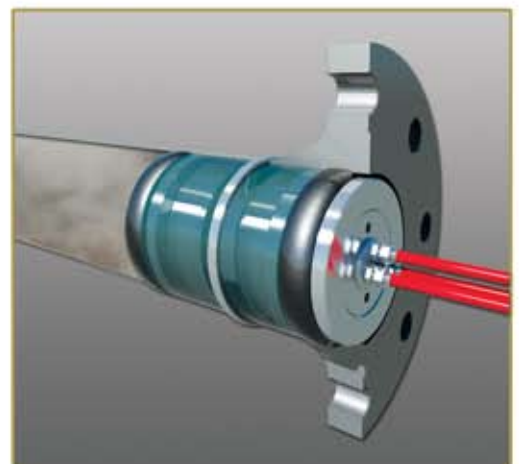
- Size range: common pipe sizes ¾"- 36" as standard
- Sizes up to 72" available on request
- Hydraulically actuated above 2"
- MWP: up to 690 Bar / 10,000 PSI dependent on specification
- Pressure assisted sealing



36" In-Line Weld Test Tool



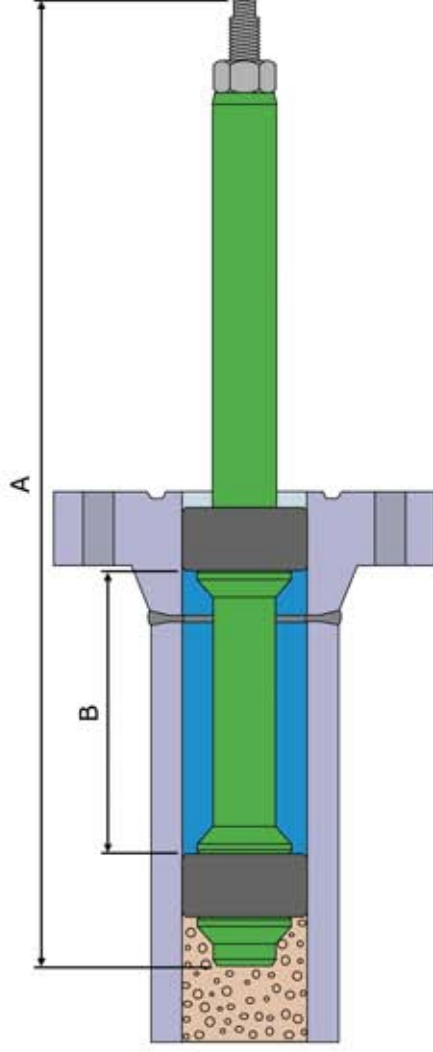
Verified vapour barrier allows hot work activities to take place safely



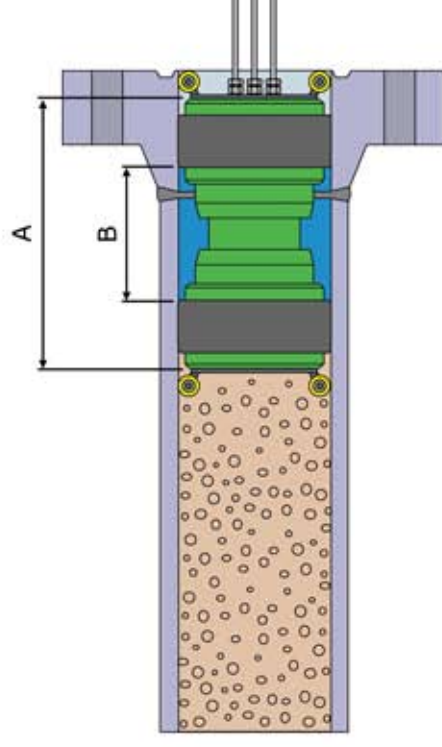
Localised pressure test verifies integrity of new weld



In-Line Weld Test Tool - Interface Dimensions



Hydraulic In-Line Weld Test Tool 3/4" up to 2"



Mechanical In-Line Weld Test Tool 3" up to 36"

Tool Ref Size	Tool Model Number	Tool Diameter	Compatible Pipe Schedules	Tool Maximum Working Pressure	Overall Length - A	Length Between Seals - B	Weight (approx)
3/4"	TT0013	13mm - 0.51"	3/4" XS, 80, 80s	600 Bar - 8700 psi	222mm - 8.74"	86mm - 3.39"	0.5kg - 1lbs
3/4"	TT0017	17.6mm - 0.69"	3/4" 30, 40, 40s, Std	500 Bar - 7250 psi	222mm - 8.74"	86mm - 3.39"	0.5kg - 1lbs
3/4"	TT0021	21.3mm - 0.84"	3/4" 5, 5s, 10, 10s	400 Bar - 5800 psi	222mm - 8.74"	86mm - 3.39"	0.5kg - 1lbs
1"	TT0017	17.6mm - 0.69"	1" 160	550 Bar - 7975 psi	222mm - 8.74"	86mm - 3.39"	0.5kg - 1lbs
1"	TT0021	21.3mm - 0.84"	1" 10, 10s, 30, 40, Std, XS, 80, 80s	550 Bar - 7975 psi	245mm - 9.65"	90mm - 3.39"	1kg - 2.2 lbs
1"	TT0027	27mm - 1.06"	1" 5, 5s	550 Bar - 7975 psi	245mm - 9.65"	90mm - 3.39"	1kg - 2.2 lbs
1 1/2"	TT0021	21.3mm - 0.84"	1 1/2" XXS	550 Bar - 7975 psi	245mm - 9.65"	90mm - 3.39"	1kg - 2.2 lbs
1 1/2"	TT0027	27mm - 1.06"	1 1/2" 160	350 Bar - 5075 psi	245mm - 9.65"	90mm - 3.39"	1kg - 2.2 lbs
1 1/2"	TT0034	34mm - 1.34"	1 1/2" 30, 40, 40s, Std, XS, 80, 80s	800 Bar - 11600 psi	280mm - 11.02"	100mm - 3.94"	1kg - 2.2 lbs
1 1/2"	TT0037	37mm - 1.45"	1 1/2" 5, 5s, 10, 10s	600 Bar - 8700 psi	280mm - 11.02"	100mm - 3.94"	1kg - 2.2 lbs
2"	TT0034	34mm - 1.34"	2" XXS	1000 Bar - 14500 psi	280mm - 11.02"	100mm - 3.94"	1kg - 2.2 lbs
2"	TT0037	37mm - 1.45"	2" 160	750 Bar - 10875 psi	280mm - 11.02"	100mm - 3.94"	1kg - 2.2 lbs
2"	TT0045	45mm - 1.77"	2" 5, 5s, 10, 10s, 30, 40, Std, XS, 80, 80s	400 Bar - 5800 psi	280mm - 11.02"	100mm - 3.94"	1kg - 2.2 lbs

All data correct at time of publication



In-Line Weld Test Tool - Interface Dimensions

Tool Ref Size	Tool Model Number	Tool Diameter	Compatible Pipe Schedules	Tool Maximum Working Pressure	Overall Length - A	Length Between Seals - B	Weight (approx)
3"	TT0054	54.9mm - 2.16"	3" XXS	240 Bar - 3480 psi	200mm - 7.87"	94mm - 3.70"	5kg - 11lbs
3"	TT0062	62.6mm - 2.46"	3" 160	140 Bar - 2030 psi	200mm - 7.87"	94mm - 3.70"	5kg - 11lbs
3"	TT0069	69.7mm - 2.74"	3" XS, 80, 80s	100 Bar - 1450 psi	200mm - 7.87"	94mm - 3.70"	5kg - 11lbs
3"	TT0073	73mm - 2.87"	3" 30, Std, 40, 40s	600 Bar - 8700 psi	206mm - 8.11"	120mm - 4.72"	6.5kg - 14lbs
3"	TT0078	78.8mm - 3.10"	3" 10, 10s	525 Bar - 7612 psi	206mm - 8.11"	120mm - 4.72"	6.5kg - 14lbs
3"	TT0081	81mm - 3.19"	3" 5, 5s	475 Bar - 6887 psi	206mm - 8.11"	120mm - 4.72"	6.5kg - 14lbs
4"	TT0073	73mm - 2.87"	4" XXS	550 Bar - 7975 psi	206mm - 8.11"	120mm - 4.72"	6.5kg - 14lbs
4"	TT0081	81mm - 3.19"	4" 160	425 Bar - 6162 psi	206mm - 8.11"	120mm - 4.72"	6.5kg - 14lbs
4"	TT0086	86mm - 3.38"	4" 120	350 Bar - 5075 psi	206mm - 8.11"	120mm - 4.72"	6.5kg - 14lbs
4"	TT0091	91.2mm - 3.59"	4" XS, 80, 80s	325 Bar - 4712 psi	206mm - 8.11"	120mm - 4.72"	6.5kg - 14lbs
4"	TT0096	96.3mm - 3.79"	4" 30, Std, 40, 40s	275 Bar - 3987 psi	206mm - 8.11"	120mm - 4.72"	6.5kg - 14lbs
4"	TT0102	102.5mm - 4.03"	4" 5, 5s, 10, 10s	225 Bar - 3262 psi	206mm - 8.11"	120mm - 4.72"	6.5kg - 14lbs
5"	TT0096	96.3mm - 3.79"	5" XXS	275 Bar - 3987 psi	206mm - 8.11"	120mm - 4.72"	6.5kg - 14lbs
5"	TT0102	102.5mm - 4.03"	5" 120, 160	225 Bar - 3262 psi	206mm - 8.11"	120mm - 4.72"	6.5kg - 14lbs
5"	TT0124	124.3mm - 4.89"	5" 5, 5s, 10, 10s, Std, 40, 40s	500 Bar - 7250 psi	308mm - 12.1"	197mm - 7.76"	24kg - 53lbs
5"	TT0116	116.9mm - 4.60"	5" XS, 80, 80s	650 Bar - 9425 psi	308mm - 12.1"	197mm - 7.76"	24kg - 53lbs
6"	TT0154	154.6mm - 6.08"	6" 5, 5s, 10, 10s	300 Bar - 4350 psi	308mm - 12.1"	197mm - 7.76"	24kg - 53lbs
6"	TT0146	146.6mm - 5.77"	6" Std, 40, 40s	350 Bar - 5075 psi	308mm - 12.1"	197mm - 7.76"	24kg - 53lbs
6"	TT0138	138.9mm - 5.47"	6" XS, 80, 80s	400 Bar - 5800 psi	308mm - 12.1"	197mm - 7.76"	24kg - 53lbs
6"	TT0132	132.2mm - 5.20"	6" 120	450 Bar - 6525 psi	308mm - 12.1"	197mm - 7.76"	24kg - 53lbs
6"	TT0124	124.3mm - 4.89"	6" 160	550 Bar - 7975 psi	308mm - 12.1"	197mm - 7.76"	24kg - 53lbs
6"	TT0116	116.9mm - 4.60"	6" XXS	650 Bar - 9425 psi	308mm - 12.1"	197mm - 7.76"	24kg - 53lbs
8"	TT0204	204.7mm - 8.06"	8" 5, 5s, 10, 10s	500 Bar - 7250 psi	413mm - 16.26"	269mm - 10.59"	60kg - 132lbs
8"	TT0190	190.5mm - 7.50"	8" Std, 20, 30, 40, 40s, 60	550 Bar - 7975 psi	413mm - 16.26"	269mm - 10.59"	60kg - 132lbs
8"	TT0180	180.9mm - 7.12"	8" XS, 80, 80s, 100	700 Bar - 10150 psi	413mm - 16.26"	269mm - 10.59"	60kg - 132lbs
8"	TT0174	174.6mm - 6.87"	8" 120	800 Bar - 11600 psi	413mm - 16.26"	269mm - 10.59"	60kg - 132lbs
8"	TT0165	165.8mm - 6.53"	8" 140, 160, XXS	900 Bar - 13050 psi	413mm - 16.26"	269mm - 10.59"	60kg - 132lbs

All data correct at time of publication



In-Line Weld Test Tool - Interface Dimensions

Tool Ref Size	Tool Model Number	Tool Diameter	Compatible Pipe Schedules	Tool Maximum Working Pressure	Overall Length - A	Length Between Seals - B	Weight (approx)
10"	TT0204	204.7mm - 8.06"	10" 160	500 Bar - 7250 psi	413mm - 16.26"	269mm - 10.59"	60kg - 132lbs
10"	TT0212	212.3mm - 8.35"	10" 140, XXS	450 Bar - 6525 psi	413mm - 16.26"	269mm - 10.59"	60kg - 132lbs
10"	TT0220	220.2mm - 8.67"	10" 120	400 Bar - 5800 psi	413mm - 16.26"	269mm - 10.59"	60kg - 132lbs
10"	TT0226	226.6mm - 8.92"	10" 100	375 Bar - 5437 psi	413mm - 16.26"	269mm - 10.59"	60kg - 132lbs
10"	TT0233	233mm - 9.17"	10" XS, 60, 80, 80s	1000 Bar - 14500 psi	499mm - 19.65"	269mm - 10.59"	160kg - 353lbs
10"	TT0243	243.5mm - 9.58"	10" Std, 40, 40s	950 Bar - 13775 psi	499mm - 19.65"	269mm - 10.59"	160kg - 353lbs
10"	TT0246	246mm - 9.68"	10" 20, 30	900 Bar - 13050 psi	499mm - 19.65"	269mm - 10.59"	160kg - 353lbs
10"	TT0253	253.7mm - 9.99"	10" 5, 5s, 10, 10s	800 Bar - 11600 psi	499mm - 19.65"	269mm - 10.59"	160kg - 353lbs
12"	TT0243	243.5mm - 9.58"	12" 160	950 Bar - 13775 psi	499mm - 19.65"	269mm - 10.59"	160kg - 353lbs
12"	TT0260	260mm - 10.23"	12" 120, 140, XXS	750 Bar - 10875 psi	499mm - 19.65"	269mm - 10.59"	160kg - 353lbs
12"	TT0270	270mm - 10.63"	12" 100	650 Bar - 9425 psi	499mm - 19.65"	269mm - 10.59"	160kg - 353lbs
12"	TT0277	277mm - 10.90"	12" 80	600 Bar - 8700 psi	499mm - 19.65"	269mm - 10.59"	160kg - 353lbs
12"	TT0285	285mm - 11.22"	12" XS, 60, 80s	550 Bar - 7975 psi	499mm - 19.65"	269mm - 10.59"	160kg - 353lbs
12"	TT0291	291mm - 11.45"	12" 40,40s	500 Bar - 7250 psi	499mm - 19.65"	269mm - 10.59"	180kg - 397lbs
12"	TT0295	295mm - 11.61"	12" Std, 30	500 Bar - 7250 psi	499mm - 19.65"	269mm - 10.59"	180kg - 397lbs
12"	TT0300	300mm - 11.81"	12" 10, 10s, 20	450 Bar - 6525 psi	499mm - 19.65"	269mm - 10.59"	180kg - 397lbs
12"	TT0304	304mm - 11.96"	12" 5, 5s	450 Bar - 6525 psi	499mm - 19.65"	269mm - 10.59"	180kg - 397lbs
14"	TT0270	270mm - 10.63"	14" 160	650 Bar - 9425 psi	499mm - 19.65"	269mm - 10.59"	180kg - 397lbs
14"	TT0277	277mm - 10.90"	14" 140	575 Bar - 8337 psi	499mm - 19.65"	269mm - 10.59"	180kg - 397lbs
14"	TT0285	285mm - 11.22"	14" 120	550 Bar - 7975 psi	499mm - 19.65"	269mm - 10.59"	180kg - 397lbs
14"	TT0295	295mm - 11.61"	14" 100	500 Bar - 7250 psi	499mm - 19.65"	269mm - 10.59"	180kg - 397lbs
14"	TT0304	304mm - 11.96"	14" 80	450 Bar - 6525 psi	499mm - 19.65"	269mm - 10.59"	180kg - 397lbs
14"	TT0311	311mm - 12.24"	14" 60	425 Bar - 6162 psi	499mm - 19.65"	269mm - 10.59"	180kg - 397lbs
14"	TT0316	316mm - 12.44"	14" XS	400 Bar - 5800 psi	499mm - 19.65"	269mm - 10.59"	180kg - 397lbs
14"	TT0322	322mm - 12.67"	14" Std, 20, 30, 40	375 Bar - 5437 psi	499mm - 19.65"	269mm - 10.59"	180kg - 397lbs
14"	TT0332	332mm - 13.07"	14" 5, 5s, 10, 10s	350 Bar - 5075 psi	499mm - 19.65"	269mm - 10.59"	180kg - 397lbs

All data correct at time of publication



In-Line Weld Test Tool - Interface Dimensions

Tool Ref Size	Tool Model Number	Tool Diameter	Compatible Pipe Schedules	Tool Maximum Working Pressure	Overall Length - A	Length Between Seals - B	Weight (approx)
16"	TT0311	311mm - 12.24"	16" 160	1000 Bar - 14500 psi	748mm - 29.45"	462mm - 18.18"	380kg - 838lbs
16"	TT0319	319mm - 12.56"	16" 140	1000 Bar - 14500 psi	748mm - 29.45"	462mm - 18.18"	380kg - 838lbs
16"	TT0330	330mm - 12.99"	16" 120	1000 Bar - 14500 psi	748mm - 29.45"	462mm - 18.18"	380kg - 838lbs
16"	TT0339	339mm - 13.34"	16" 100	900 Bar - 13050 psi	748mm - 29.45"	462mm - 18.18"	380kg - 838lbs
16"	TT0350	350.5mm - 17.80"	16" 80	875 Bar - 12687 psi	748mm - 29.45"	462mm - 18.18"	380kg - 838lbs
16"	TT0358	358mm - 14.09"	16" 60	825 Bar - 11962 psi	748mm - 29.45"	462mm - 18.18"	380kg - 838lbs
16"	TT0364	364.8mm - 14.36"	16" XS, 40	750 Bar - 10875 psi	748mm - 29.45"	462mm - 18.18"	380kg - 838lbs
16"	TT0373	373mm - 14.68"	16" Std, 20, 30, 40	700 Bar - 10150 psi	748mm - 29.45"	462mm - 18.18"	380kg - 838lbs
16"	TT0381	381.2mm - 15.00"	16" 5, 5s, 10, 10s	650 Bar - 9425 psi	748mm - 29.45"	462mm - 18.18"	380kg - 838lbs
18"	TT0350	350.5mm - 17.80"	18" 160	875 Bar - 12687 psi	748mm - 29.45"	462mm - 18.18"	380kg - 838lbs
18"	TT0358	358mm - 14.09"	18" 140	750 Bar - 10875 psi	748mm - 29.45"	462mm - 18.18"	380kg - 838lbs
18"	TT0364	364.8mm - 14.36"	18" 120	700 Bar - 10150 psi	748mm - 29.45"	462mm - 18.18"	380kg - 838lbs
18"	TT0388	388mm - 15.28"	18" 30, XS, 40, 60, 80, 100	425 Bar - 6162 psi	600mm - 23.6"	320mm - 12.59"	395kg - 870lbs
18"	TT0430	430mm - 16.93"	18" 5, 5s, 10, 10s 20, Std	375 Bar - 5437 psi	600mm - 23.6"	315mm - 12.40"	395kg - 870lbs
20"	TT0388	388mm - 15.28"	20" 120, 140, 160	450 Bar - 6525 psi	600mm - 23.6"	320mm - 12.59"	395kg - 870lbs
20"	TT0430	430mm - 16.93"	20" 60, 80, 100	325 Bar - 4712 psi	600mm - 23.6"	315mm - 12.40"	450kg - 991lbs
20"	TT0478	478mm - 18.81"	20" 20, Std, 10, 10s, 5, 5s	900 Bar - 13050 psi	710mm - 27.95"	345mm - 13.58"	725kg - 1600lbs
22"	TT0430	430mm - 16.93"	22" 160, 140	325 Bar - 4712 psi	600mm - 23.6"	315mm - 12.40"	450kg - 991lbs
22"	TT0478	478mm - 18.81"	22" 100, 80, 60	1000 Bar - 14500 psi	710mm - 27.95"	345mm - 13.58"	725kg - 1600lbs
22"	TT0520	520mm - 20.47"	22" 5, 5s, 10, 10s, Std, 20, XS, 30	550 Bar - 7975 psi	710mm - 27.95"	345mm - 13.58"	760kg - 1674lbs
24"	TT0478	478mm - 18.81"	24" 120, 140, 160	850 Bar - 12325 psi	710mm - 27.95"	345mm - 13.58"	725kg - 1600lbs
24"	TT0520	520mm - 20.47"	24" 100, 80, 60	500 Bar - 7250 psi	710mm - 27.95"	345mm - 13.58"	760kg - 1674lbs
24"	TT0550	550mm - 21.65"	24" Std, 20, XS, 30, 40	400 Bar - 5800 psi	710mm - 27.95"	345mm - 13.58"	825kg - 1817lbs
28"	TT0660	660mm - 25.98"	28" XS, 20, 30	250 bar - 3625 psi	844mm - 33.23"	412mm - 16.22"	1180kg - 2600lbs
28"	TT0680	680mm - 26.77"	28" 10, Std	250 bar - 3625 psi	844mm - 33.23"	412mm - 16.22"	1250kg - 2750lbs
30"	TT0720	720mm - 28.34"	30" 10, Std, XS, 20, 30	250 bar - 3625 psi	844mm - 33.23"	412mm - 16.22"	1400kg - 3083lbs
36"	TT0837	837mm - 32.95"	36" 10, Std, XS, 20, 30, 40	340 Bar - 4931 psi	823mm - 32.40"	356mm - 14.02"	2000kg - 4405lbs

All data correct at time of publication